



TANGER MED

KEY FIGURES
2023

TANGER MED GROUP

Tanger Med Group operates and develops ports, logistics and industrial platforms. It manages Tanger Med Port Complex, the leading port in the Mediterranean and Africa. Through «Marsa Maroc», it also manages **24** container and bulk terminals. The total volume handled by the Group is **162** million tons of goods and **9.6** million TEU's.

The Group is also the planner and developer of more than **3,000** hectares of economic activity zones which host more than **1,300** companies and generate a business volume of **15,5** billion Dollars in the automotive, aeronautics, textile, agribusiness and logistics sectors.

KEY FIGURES 2023

162 M (T)

OVERALL
TONNAGE

9,6 M TEU

TOTAL
CONTAINERS

3 000 HA

OF DEVELOPED
ZONES

15,5 b USD

BUSINESS VOLUME
GENERATED BY THE
ACTIVITY ZONES

1 300

COMPANIES

115 000

JOBS
CREATED

1011 M USD

CONSOLIDATED
TURNOVER



INVESTMENT PUBLIC/PRIVATE



11.8 b USD
TOTAL PUBLIC/PRIVATE
INVESTMENTS AT 2023

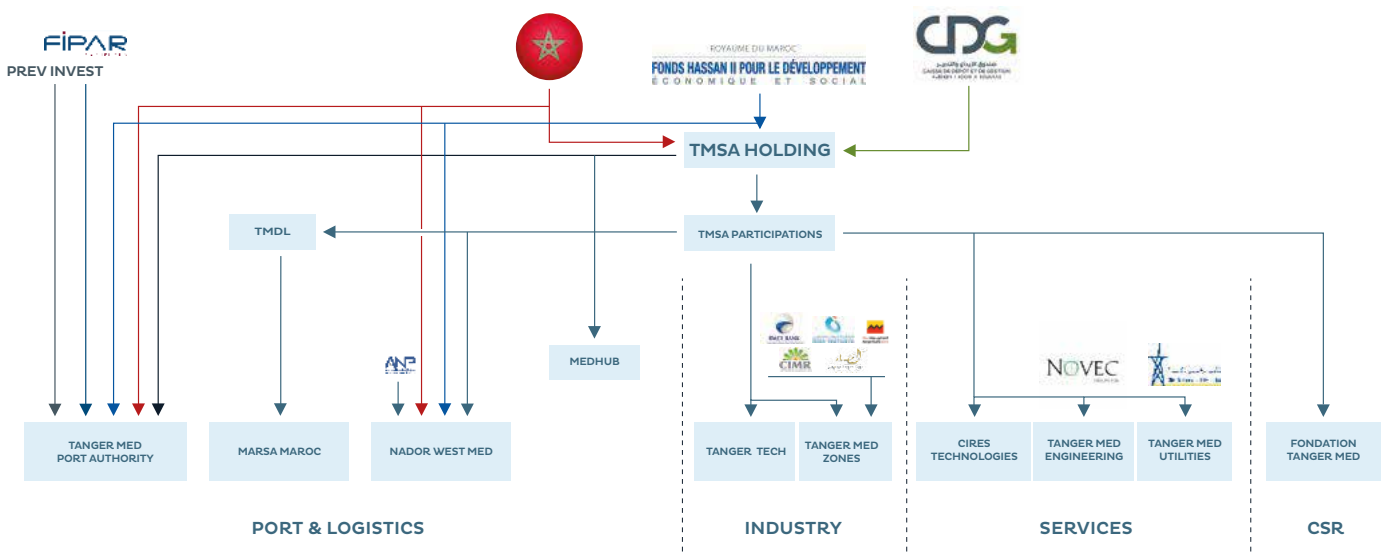
4.6 b USD
TOTAL PUBLIC INVESTMENTS

7.2 b USD
TOTAL PRIVATE INVESTMENTS

5.3 b USD
Industrial
Platform

1.9 b USD
Port
Complex

GROUP STRUCTURE



PORT & LOGISTICS



PORT COMPLEX



RANKING

1ST

NATIONAL LOGISTICS
PLATFORM

1ST

CONTAINER PORT IN
AFRICA
(7th Consecutive Year)

1ST

CONTAINER PORT IN THE
MEDITERRANEAN
(4th Consecutive Year)

19TH/500

CONTAINER PORT WORLDWIDE
(Alphaliner Ranking)

4TH

MOST EFFICIENT CONTAINER PORT
WORLDWIDE
(The World Bank / S&P Global Market Intelligence)


PORT CAPACITIES

Hydrocarbon Activity	15 000 000 (T)
Container Activity	9 000 000
Vehicles Activity	1 000 000
Ro-Ro Activity	700 000
Passengers Activity	7 000 000

WEEKLY MARITIME CONNECTIONS TO MORE THAN 180 PORTS AND 70 COUNTRIES



DISTRIBUTION OF CONTAINER TRAFFIC IN TONNAGE BY GEOGRAPHICAL AREA



20 | 23 | Tanger Med Port Complex Activity Report



51,6 b USD

Import/Export Flows

26,7 b USD

24,9 b USD



+13,4%

Containers Activity

8.6 MILLION TEUs*



+4,1%

Trucks Activity

477 993



+21%

New Vehicles Activity

578 446



+6%

Liquid Bulk Activity

9.8 MILLION (T)



+44%

Solid Bulk Activity

581 042 (T)



+30%

Passengers Activity

2.7 MILLION



+13,6%

Overall Tonnage

122 MILLION (T)



+17%

Total Number of Calls

16 900 INCLUDING **1 113**
MEGA-SHIPS (> 290 M)

*Twenty-foot Equivalent Unit



CHARGE NOMINALE - S.W.L
SOUS SPREADER, SOUS CROCHET
65t x 63.5m 95t x 51m
75t x 55m

ZPMC
上海振华

CONVERTER

FSCU 767072 3
2261
www.flocons.com
MAX. WEIGHT 20 000 kg
MAX. LENGTH 12 000 mm
MAX. WIDTH 2 400 mm
MAX. HEIGHT 2 600 mm
MAX. CARGO 40 000 kg
GROSS WEIGHT 40 000 kg
NET WEIGHT 37 000 kg

19

16

GMA

te

f
fabrisem

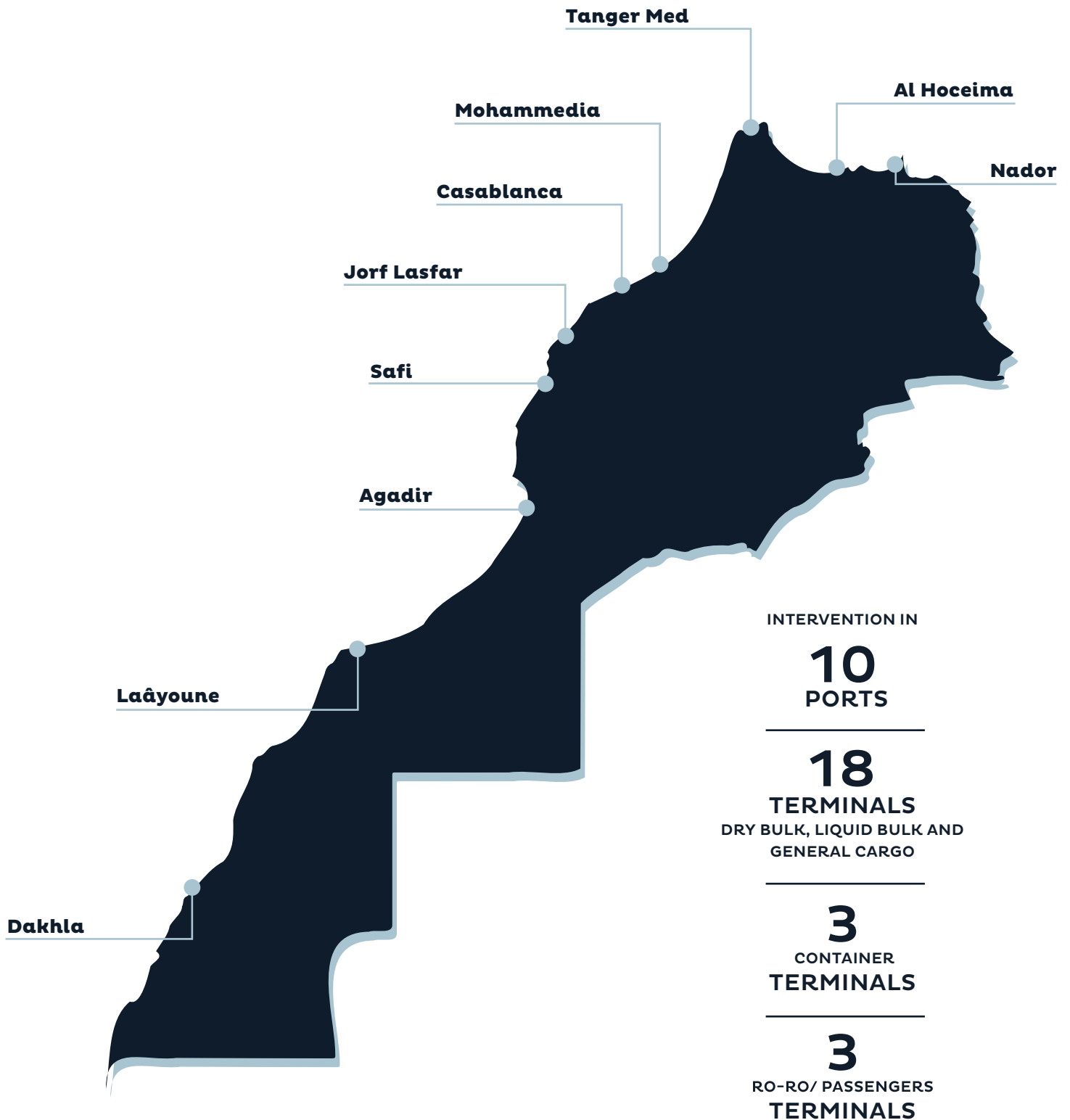
MARSA MAROC




RANKING

1ST
NATIONAL PORT
OPERATOR

MULTISITE PRESENCE




2023 | Marsa Maroc Activity Report

 **+25%**
Containers Activity
2,6 M TEUs*

1,55 M TEUS
TANGER ALLIANCE TERMINAL

1,02 M TEUS
OTHER PORTS IN MOROCCO

 **+13%**
Overall Tonnage
56,9 MILLION (T)

 **+9%**
Solid Bulk Activity
19,9 MILLION (T)

 **-6,7%**
Liquid Bulk Activity
9,7 MILLION (T)

 **Trucks Activity**
23 617

 **New Vehicles Activity**
95 184

 **Total number of Calls**
7 914

*Twenty-foot Equivalent Unit



MEDHUB



**200 HA OF LOGISTICS ZONES
OVER THE LONG TERM**

**9 OF THE WORLD'S TOP 25 3PLs
ARE PRESENT AT THE LOGISTICS ZONE**

MAIN ACTIVITIES

- Value-added logistics activities such as consolidation, supply and distribution
- Preparation of orders, warehousing, packaging, labeling, assembling and quality inspection
- Direct logistics exchanges with more than **100 COUNTRIES** worldwide

THE LOGISTICS ZONE'S CLIENTS

Logistics Providers



Multinationals



20 | Tangerang Med Logistics Zone 23 | Activity Report



+10%

Logistics flows

57 000 UNITS
(Containers and Trucks)



+5%

Value of goods passing through the warehouses

4,4 b USD



Countries connected via Tangerang Med Port

100



100 Customers/Distributors
including
35 Logistics Operators



Developed and operational land

100 HA

INDUSTRY



INDUSTRIAL PLATFORM



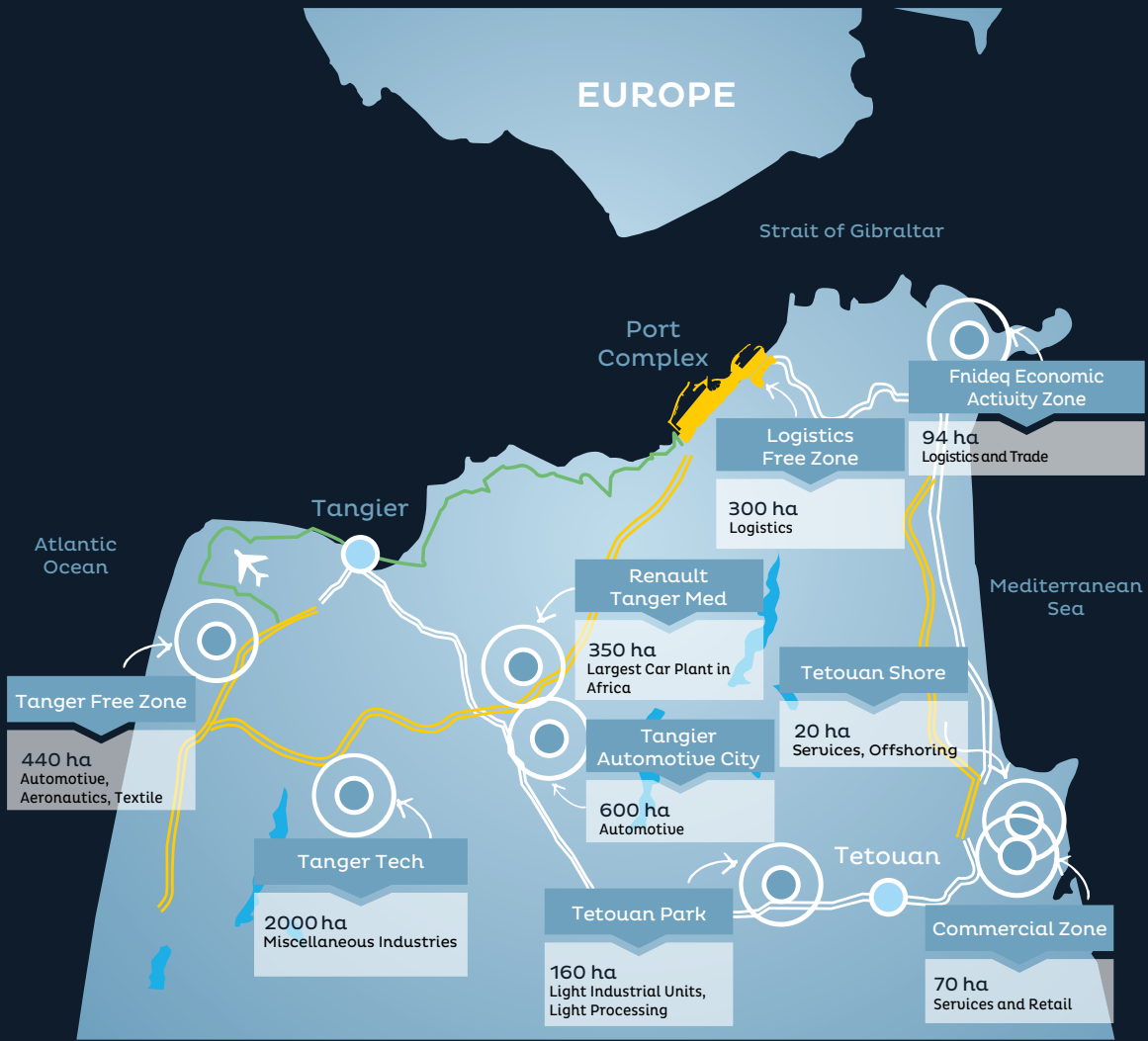
RANKING

1ST

**AUTOMOTIVE ZONE
IN THE WORLD**
(Financial Times Ranking)

2ND

**ECONOMIC ZONE
WORLDWIDE**
(Financial Times Ranking)




ACTIVITIES SECTORS

TEXTILE



ELECTRONICS



AERONAUTICS



AUTOMOTIVE



AGRI-BUSINESS & PARAMEDICAL



CROSS FUNCTIONAL INDUSTRIES



SERVICES



RETAIL



20 | Tanger Med Industrial Platform 23 | Activity Report



Business
Volume Generated
by Tanger Med Activity Zones
15,5 b USD



Developed Area
3 000 HA



Companies Active
in Automotive, Aerospace,
Textile, Agro-Industry ...
1 300



New Investment Projects
85



Total Jobs Created
115 000



Private Investments in 2023
615 M USD



New Jobs
14 500




Logistics Flows
505 372



New Industrial Extensions
10



Developed Warehouses
414 996 m²



SERVICES



SERVICES



TECHNOLOGIES

EXPERTISE

- SECURITY/CYBERSECURITY
- BIG DATA / AI
- CLOUD SERVICES
- OTM, IOT & INNOVATION
- CONNECTIVITY

MARKET SEGMENT

- PORTS
- AIRPORTS
- CITIES
- INDUSTRIAL & LOGISTICS ZONES

ENGINEERING

EXPERTISE

- CONSULTING
- ENGINEERING
- PROJECT MANAGEMENT
- ASSET MANAGEMENT

MARKET SEGMENT

- PORTS
- INDUSTRIAL & LOGISTICS ZONES

UTILITIES

EXPERTISE

- LIQUID & SOLID WASTE MANAGEMENT
- MANAGEMENT OF PUBLIC NETWORKS
- STUDIES & TRAINING
- ENERGY EFFICIENCY

MARKET SEGMENT

- PORTS
- INDUSTRIAL & LOGISTICS ZONES

SOCIAL



SOCIAL



Since 2008, Tanger Med Foundation has led **1031 PROJECTS** of territory development, fostering **620,000 BENEFICIARIES** .

In 2023, it concluded more than **92 CONVENTIONS** covering its various lines of action.

TANGER MED

KEY FIGURES
2023

www.tangermed.ma

